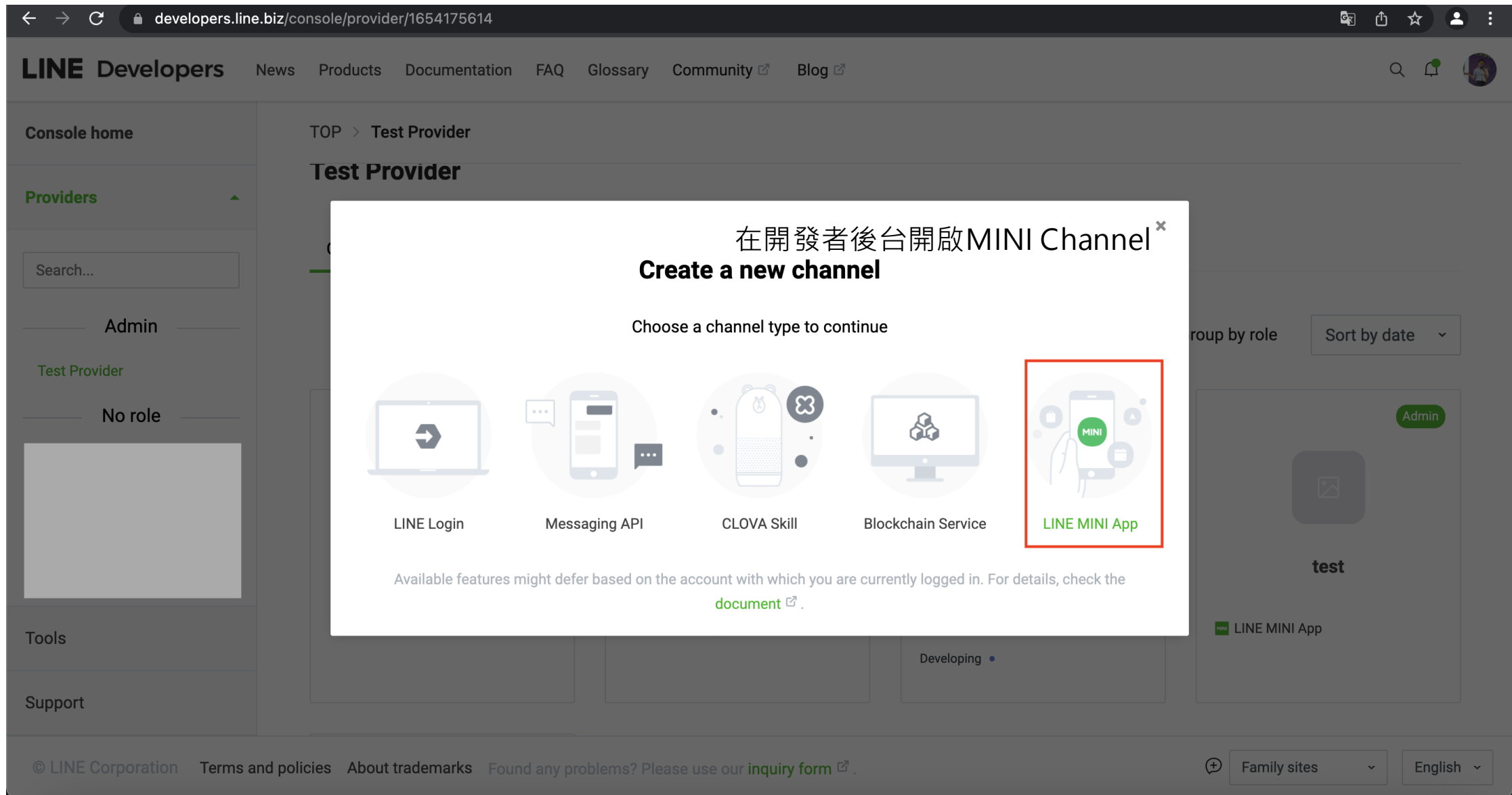


LINE





TW MINI Test

Admin

LINE MINI App | Unverified

Basic settings

Web app settings

Review request

Business information

Contact information

Service message template

Roles

Basic settings

Basic information

Channel ID [?]	Developing	2000428658	
	Review	2000428659	
	Published	2000428660	

Region to provide the service [?] Taiwan

創建一個新的LINE MINI App channel後會看到3個預設的channel ID，分別對應到不同的階段及不同的權限，在未通過發佈審查前預設為Unverified MINI (或一般MINI App)

Company or
owner's country or
region ?

Taiwan

請務必填寫 **Taiwan** 作為確認依據

If you need to change the settings, please enter your request for change and the country/region after the change in the Comment section in the "Reference materials for the review" of the Review request when you apply for review.

Channel icon



☒ Icon self check

上傳app icon(130x130)後可自行檢查是否有符合設計規範，
四角請勿被裁切到

Check this box to confirm that your icon design follows the icon guidelines. Logos and important design elements should be kept within the inner green square.

This is your LINE MINI App icon. Upload a square image and it will automatically be cropped to the icon shape.
For more information on LINE MINI App icons, see the [icon guidelines](#).

Edit

Privacy policy URL

—

When a partner (development company) makes a privacy policy page for another client (service company) in the partner domain, the partner should refer to the [Privacy Policy Page](#).

Edit

請務必填寫此MINI App主體(品牌)正確的隱私條款連結，
並確認內容是否有符合台灣個資法規範

Add friend option 連動同一個provider下的官方帳號開啟自動加好友的功能
(需先開啟Web app settings內的Add friend option開關且具有
官方帳號的Admin權限才可看到帳號列表)->可參考第8頁

Linked LINE Official Account

@406imykv/Test OA_01

You can select a LINE Official Account to be linked to the LINE MINI App. This feature is only available if you have another channel with the Messaging API feature under the same provider. If you configure the [Channel consent screen](#) to display the option of adding your LINE Official Account as a friend, see the [documentation](#).

In addition, official accounts created in LINE Official Account Manager can be linked with providers by enabling Messaging API. Please note that once a provider is linked by LINE Official Account Manager, it can't be changed or cancelled.

Update

Cancel

OpenID Connect

Email address permission ?

Unapplied

Apply

點選“Apply”可申請獲取用戶Email的使用權限

Localization (multi-language support)

Depending on the language set in the user's LINE app, your LINE MINI App's name and description can be displayed in various languages. To request a review, the channel name and description must be set in English under the Localization (multi-language support) setting.

In the Published LINE MINI App channel, the Channel name and Channel description registered under "Basic information" will be copied into the Channel name and Channel description fields in "Localization (multi-language support)" corresponding to the LINE MINI App's region.

Language	Channel name	Channel description	
English	Test	Test	✎ Edit
Traditional Chinese	Test	Test	✎ Edit 🗑 Delete

[Add a language](#)

請同時加入英文及繁體中文兩種選項; Channel name/Description才能顯示對應中文

Web app settings

LIFF相關設定會放在這個頁籤下

shareTargetPicker 



若要使用liff.shareTargetPicker()，請開啟這個選項

Redirect non-LINE users to a web browser



若希望讓日本、台灣、泰國以外的非LINE用戶也可以打開MINI App，
開啟這個選項後可讓用戶透過外部瀏覽器開啟MINI App

If you enable this setting, non-LINE users will be redirected to a web browser when they access the LIFF URL, allowing them to use the service of the LINE MINI App without installing the LINE App. Before enabling this setting, check the following:

- This setting only works for non-LINE users outside of Japan, Thailand, and Taiwan. The county/region is determined by the web browser's language setting.
- Before enabling the setting, check that the service works correctly when a user accesses the endpoint URL in a web browser. For more information, see [What to check before enabling the setting](#).
- This setting is provided for use cases where the LINE MINI App and a web browser are used together for services such as mobile ordering at restaurants.

Basic information

LIFF URLs for the old domain name (liff.line.me) will still be available. For more information, see the [documentation](#).

You can set an original string for a LIFF URL of the published. For example, you can use a URL such as https://miniapp.line.me/cony_coffee as the LIFF URL. For more information on how to set this up, see [Configuring Custom Path](#).

Custom Path目前在內部測試, 尚未開放申請使用

Size full

Scopes [?]

profile

若沒有發送聊天訊息的情境，請不要勾選chat_message.write
不然會讓“縮小畫面”的功能無法使用

When you enable the "chat_message.write" scope, the browser minimization feature will be disabled

Edit

Add friend option

Off

[?]

Edit

開啟這個選項以連動同一個Provider下的官方帳號

Options

Scan QR [?]



若要使用liff.scanCodeV2()，請開啟這個選項

Review request

LINE MINI App verification status Your LINE MINI App is unverified.

If you want to publish your LINE MINI app as a verified MINI App, you need to request a verification review from LY Corporation.

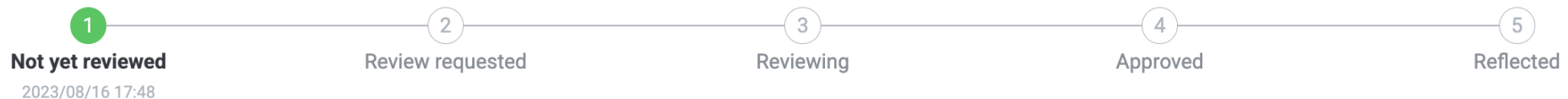
Once the verification review is approved and the status changes to "Reflected", your LINE MINI App will be changed to a verified MINI App, and all settings will be reflected to the published channel.

If you update the settings in the channel after your LINE MINI App has been verified, some fields will need to be re-verified. For more information, see [here](#) .

Note: If any fields that require a verification review by LY Corporation are modified, the modified fields will be reflected in the published channel when the status changes to "Reflected" after the verification review is approved.

Workflow in progress

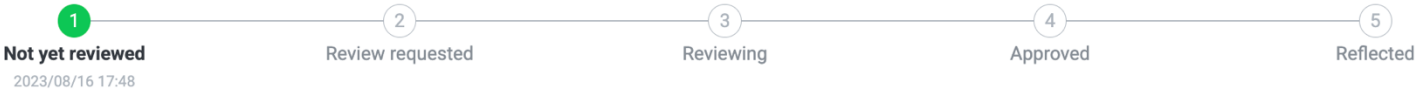
The workflow below allows you to check the progress of a verification review or re-verification review.



創建MINI channel時預設為Unverified狀態(一般MINI App)，通過發佈審查後才會變更為Verified狀態(認證MINI App)。若在發佈(published)後要調整設定，大部分的狀況下是需要經過再次審查(re-verify)。請參考上述連結內的說明以確認哪些設定調整需經過再次審查

Workflow in progress

The workflow below allows you to check the progress of a verification review or re-verification review.



Input items required for a verification review

The following fields are reviewed by LY Corporation. All fields must be filled to request a verification review:

- ✗ Basic settings Channel icon, Privacy policy URL, Localization (multi-language support)(3)
- ✗ Web app settings Developing endpoint URL, Review endpoint URL, Published endpoint URL(
- ✗ Business information Customer support page URL, Customer support email address, LINE
- ✗ Contact information First Name, Last Name, Email address...(7)
- ✓ Service message template

開發完成且左邊所列所有欄位填寫完整後，按下”Request review”後即可送出審核申請。審核流程平均約需5~10個工作天。審核通過後，開發者可自行決定搜尋開啟(Enable Search)的時間

✓ Enter no more than 500 characters

In subsequent review requests after the first successful publication, the following fields will not be examined by LINE reviewers:

- Basic settings (Channel icon, channel description, channel email address, localization information)
- MINI App settings (Customer support information, customer support page URL, customer support email address, LINE Official Account URL)
- LIFF settings (Share Target Picker, bot link feature, header background color)

Note: In the case where modified information includes information that needs to be examined by LINE reviewers, the modified information will be reflected only after the examination is completed.

Request review

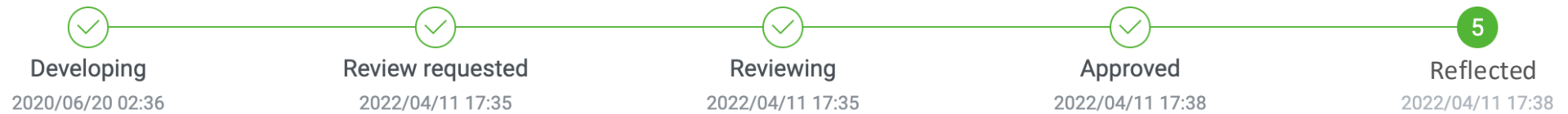
Before requesting a review, see [Submitting LINE MINI App](#) and confirm that you have completed all required tasks listed. If you pass the review, the 'Enable search' button will appear, which you need to press yourself. If left unattended, search will be automatically enabled after 30 days.

Changelog

Timestamp	Status	Comment
2020/06/20 03:36:55	Developing	

Review Request

See the [LINE Developers Console Guide for LINE MINI App](#) before applying for a pre-examination.



Enable search

Search will be enabled 30 days (including holidays and weekends) later, even if you don't click "Enable search". Once search is enabled, your App will automatically appear in the search results on the LINE Platform. For details, check the [documentation](#).

審核通過後會進入到Published狀態，按下“Enable search”後就會開啟LINE App搜尋即正式上架並向用戶公開
(搜尋功能一般在開啟後幾小時生效。一旦進入到Published狀態就無法再撤回申請；若要重新修改設定，需re-publish才能生效)

Changelog

Timestamp	Status	Comment
2022/04/11 18:38:35	Published	OK

If you update the fields in the channel after publishing the LINE MINI App, some items will need to be re-reviewed. For more information, see [Re-review after updating your LINE MINI App](#).

Note: In the case where modified information includes information that needs to be reviewed by LY Corporation reviewers, the modified information will be reflected only after the review is completed.

Publish changes

Your changes will be automatically published 30 days (including holidays and weekends) later, even if you don't click "Publish changes". For details, check the [documentation](#).

Changelog

Timestamp	Status	Comment
2025/09/22 13:55:22	Approved	OK
2025/09/22 13:51:46	Reviewing	
2025/09/22 13:22:17	Review requested	

Review Request

請注意：

若在發佈後需調整設定並進行再次審查(re-review)，在通過再次審查且進入到“Approved”狀態後，需要主動點擊“Publish changes”按鈕，新的設定才能立即生效。若未主動點擊此按鈕，則變更的部分會在30天後自動生效

僅Verified MINI App(認證MINI App)的申請者需要填寫完整的Business information欄位資訊

TOP > Test Provider > [Test] TW MINI > Business information

Service company information

Service company
name

Edit

請填寫該MINI App提供服務的主體名稱

Service company
type

Corporate

Edit

公司法人申請，請選擇“ Corporate”；商行商號請選擇“ Self-employed”

Tax ID ?

Edit

公司統編 (Tax ID)

Certificate
document ?

-

公司變更登記表 or 商業登記

+ Add

This file will be deleted after the channel is published, or if the review is not requested even after 30 days of uploading.

✗ Don't leave this empty

✓ File type must be one of: image/jpg, image/jpeg, image/png, image/gif, image/bmp, application/pdf

✓ File must be no larger than 10.49 MB

**Service company
type**

☒ Corporate ☐ Self-employed

✓ Don't leave this empty

Update

Cancel

公司法人服務提供者：
這裡上傳的資料會在審核結果確認後30天內自動從系統刪除

Tax ID ?

Edit

公司統編 (Tax ID)

**Certificate
document** ?

+ Add

公司變更登記表

This file will be deleted after the channel is published, or if the review is not requested even after 30 days of uploading.

✗ Don't leave this empty

✓ File type must be one of: image/jpg, image/jpeg, image/png, image/gif, image/bmp, application/pdf

✓ File must be no larger than 10 MB

✓ File name should not contain `%`

**Identification
document** ?

+ Add

申請者名片(上述該公司法人在職員工名片)

This file will be deleted after the channel is published, or if the review is not requested even after 30 days of uploading.

✗ Don't leave this empty

✓ File type must be one of: image/jpg, image/jpeg, image/png, image/gif, image/bmp, application/pdf

✓ File must be no larger than 10 MB

✓ File name should not contain `%`

Business license

+ Add

經濟部商業司登記截圖

This file will be deleted after the channel is published, or if the review is not requested even after 30 days of uploading.

Service company
type

☐ Corporate ☒ Self-employed

✓ Don't leave this empty

Update

Cancel

商行/商號服務提供者：
這裡上傳的資料會在審核結果確認後30天內自動從系統刪除

Certificate
document ?

+ Add

登記抄本或營業登記

This file will be deleted after the channel is published, or if the review is not requested even after 30 days of uploading.

✗ Don't leave this empty

✓ File type must be one of: image/jpg, image/jpeg, image/png, image/gif, image/bmp, application/pdf

✓ File must be no larger than 10 MB

✓ File name should not contain `%`

Identification
document ?

+ Add

申請者名片(上述該商行/商號在職員工名片)

This file will be deleted after the channel is published, or if the review is not requested even after 30 days of uploading.

✗ Don't leave this empty

✓ File type must be one of: image/jpg, image/jpeg, image/png, image/gif, image/bmp, application/pdf

✓ File must be no larger than 10 MB

✓ File name should not contain `%`

Business license

optional

+ Add

無需填寫

Website URL: 請填寫服務主體(品牌的官網)

This file will be deleted after the channel is published, or if the review is not requested even after 30 days of uploading.

✓ File type must be one of: image/jpg, image/jpeg, image/png, image/gif, image/bmp, application/pdf

✓ File must be no larger than 10 MB

✓ File name should not contain `%`

Development company information

Fill out this section if the service company and development company are different, and the development company is the provider.

Same as the
service company



開發商資訊：
若是透過技術夥伴來開發，請填入技術夥伴公司相關資訊

Development
company name

Edit

技術夥伴名稱

Development
company type

—

Edit

技術夥伴類型

Tax ID ⓘ

Edit

統一編號

Website URL:請填入技術夥伴公司的官網

僅申請Verified MINI App(認證MINI App)的申請者需要填寫完整的Contact information欄位資訊

TOP > Test Provider > TW MINI Test > **Contact information**

Contact information

For the unverified MINI App, all of the following fields are optional.

Information entered in the Contact information section will be used by LY Corporation to contact you and your company in regards to the following topics. The information will not be used to notify you of review outcomes. The review outcomes will be sent to the email addresses registered as company information under the Business information tab, and the channel email address registered under the Basic settings tab.

- The use of LINE MINI App
- LINE Developers Agreement
- LINE MINI App Platform Terms of Use

Please note that the "Contact information" is visible from anyone you grant an admin role to.

First Name

Edit

Last Name

Edit

Email address 

請提供**公司 or 技術夥伴聯絡窗口**相關資訊。未來審核上的問題或是進度會透過email通知及回覆->需要修改和調整MINI App要通知誰就填誰的聯繫方式

Service Message Template

TOP > Test Provider > TW MINI Test > Service message template

Service message template

For the unverified MINI App, only available in the LINE MINI App for Developing.

- You can send important notifications as a message to users via a LINE chatroom even if a user has not added your service as a friend.
- You can only send a message in response to users' specific actions. You cannot send a message for marketing or advertising purposes.
- Check out various types of templates offered by LINE MINI App, and select the one that fits your user base.
- The unverified MINI App cannot send a message from the LINE MINI App for Published.

Learn how to add a Service message template from the [documentation](#)

Template name	Language	Published status
---------------	----------	------------------

No templates have been added

選擇template名稱後，即可直接預覽及測試該訊息通知的詳細內容

Note: Coupon類別目前在內部測試, 尚未開放申請使用

- Unverified MINI (一般MINI App)僅能在開發階段進行測試
- 僅Verified MINI (認證MINI App)可以使用完整的功能
- 若要使用，請透過“Add” 按鈕新增欲使用的template

Add

App Test TW > Service message template > Add

Basic settings LINE MINI App Contact information LIFF Service message template Workflow Roles

Add service message template

Select template

Category	Language	Template name
Order	Traditional Chinese	Customer notification_order (detailed)

Template detail

Template name for API use

ordernoti_d_o_zh-TW

Title

Name	Value
------	-------

Preview

提醒
您的訂單有更新

訂單編號 1357
日期與時間 2022年8月22日 0:00

Service Message Template 的測試及預覽

TOP > Test Provider > [Test] TW MINI > Service message template > Add

Note

Name	Value
Note	您的訂單已更新。請點選「瞭解更多」來查看詳情。

Button

Label	URL
瞭解更多	<code>\${btn1_url}</code>

Send test message

```
{
  "detail": "請完成付費以繼續。",
  "number": "1357",
  "btn1_url": "https://line.me",
  "shop_name": "熊大新宿店",
  "expiration_date": "2033年8月22日 0:00"
}
```

Copy

Reset

Send

• The test message will be sent to the LINE account associated with the LINE developer account of the currently logged-in

Preview

提醒

您的訂單有更新

訂單編號 1357

日期與時間 2033年8月22日 0:00

地點 熊大新宿店

內容 請完成付費以繼續。

您的訂單已更新。請點選「瞭解更多」來查看詳情。

瞭解更多

LINE

Service Message

>